



2021 Ship 1610 Trek

Canoe Upper James River & Rafting Lower New River



Information for Parents

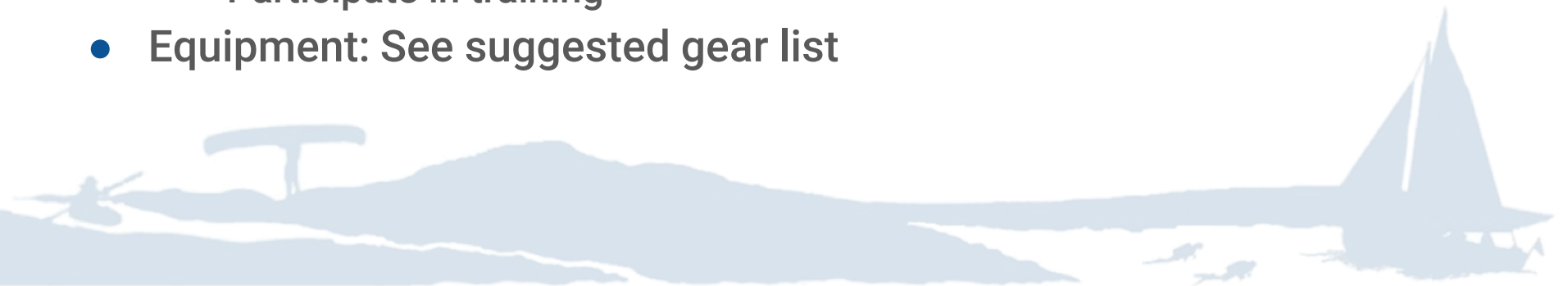
Contact Skipper Norm if you
have questions





Overview

- June 21-27, 2021
- Cost \$200 per person. See suggested payment schedule.
- Qualifications:
 - Registered members of Ship 1610
 - Demonstrate Swimming ability in last 12 months
 - BSA medical form, signed by doctor
 - Participate in training
- Equipment: See suggested gear list

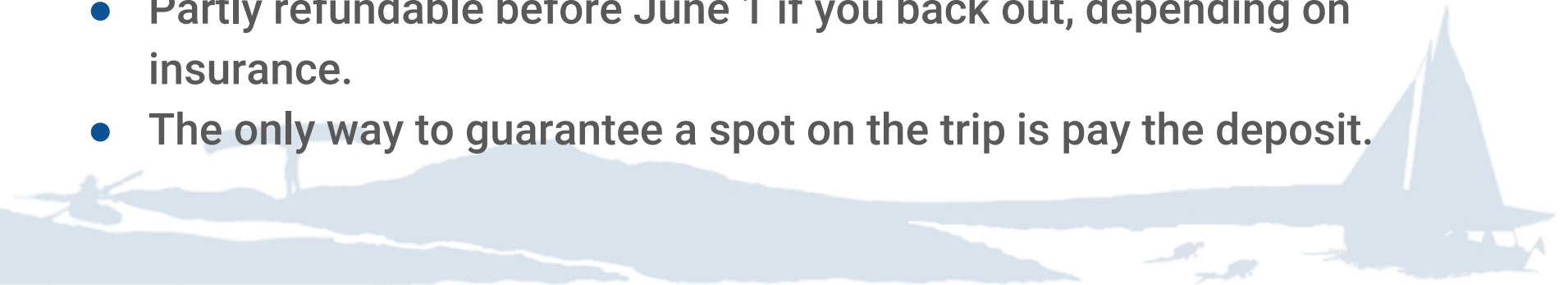




Suggested Payment Schedule

- \$50 Deposit pay by March 5, 2021
- \$50 Payment due on March 28, 2021
- \$50 Payment due on April 25, 2021
- \$50 Payment due on May 23, 2021

- Total payments = \$200 per person.
- Partly refundable before June 1 if you back out, depending on insurance.
- The only way to guarantee a spot on the trip is pay the deposit.

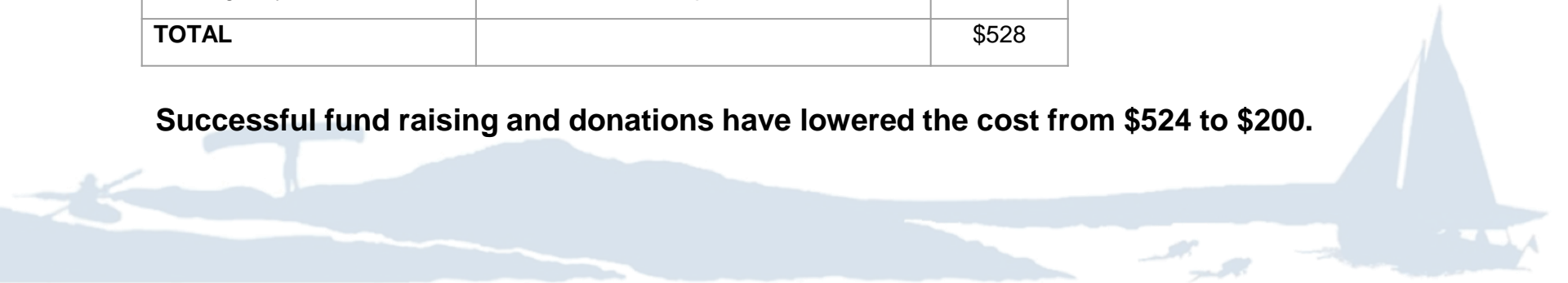




Estimated Cost Breakdown – per person

Food & Ice	4 breakfast @ \$3, 5 lunch @ \$3, 5 dinner @ \$4	\$47
T-Shirts	1 t-shirt	\$18
Canoe Rental, Livery	5-day, 4-night, livery & equip Not including taxes	\$189
Whitewater Rafting	Full day rafting, 2 breakfasts, 1 lunch, 1 dinner included	\$185
Whitewater rafting guide tip	\$20 per person	\$20
Transportation	5 ppl per veh. \$2.25/gal, 20 mpg, 700 mi	\$16
Awards & Recognition	50-miler patches, Whitewater Award	\$8
Contingency	10%, cover misc expenses	\$45
TOTAL		\$528


Successful fund raising and donations have lowered the cost from \$524 to \$200.





Phase 1 – Canoe Trek

- Twin River Outfitters providing canoes, paddles, PFDs, dry bags, and livery service.
- 5 days, 4 nights, class I/II rapids, 63 miles, 10 hours of service
- Itinerary
 - Enter at Iron Gate, Virginia
 - Overnight at: Gala, Horseshoe Bend, Arcadia, Canoe Wilderness
 - Midway town at Buchanan, Virginia
 - Exit at Glasgow, Virginia





Phase 2 – Whitewater Rafting

- River Expeditions outfitter provides river guide and complete setup. These are the outfitters used by Summit.
- Camping 2 nights at River Expeditions, Oak Hill, WV.
- Rafting is on the lower New River.





Equipment Guide

- Canoeing is inherently wet, and you don't want your equipment to fall out of the boat. Every attempt should be made to keep your gear in waterproof bags inside your pack or in a dry bag, especially items marked with a "D". Your equipment and packs should be tied to the boat to prevent loss if the boat capsizes. "Smellable" items, marked with a "B", will have to go into the bear bag at night.





Suggest Gear List

<input type="checkbox"/> Tent	<input type="checkbox"/> Personal first aid kit D B	<input type="checkbox"/> Eating plate/utensils	<u>OPTIONAL</u>
<input type="checkbox"/> Dry bag	<input type="checkbox"/> Extra clothes D	<input type="checkbox"/> Masks (COVID-19)	<input type="checkbox"/> Camera D
<input type="checkbox"/> Backpack	<input type="checkbox"/> Flashlight D	<input type="checkbox"/> Spending money D	<input type="checkbox"/> Cell phone charger D
<input type="checkbox"/> Sleeping bag D	<input type="checkbox"/> Hygiene Kit D B	<input type="checkbox"/> Knee pads	<input type="checkbox"/> Games/Books D
<input type="checkbox"/> Sleeping pad	<input type="checkbox"/> Towel D	<input type="checkbox"/> Gloves	<input type="checkbox"/> Kayak PFD
<input type="checkbox"/> Hiking boots D	<input type="checkbox"/> Rain gear	<input type="checkbox"/> Bug repellent	<input type="checkbox"/> Snacks B
<input type="checkbox"/> Water shoes	<input type="checkbox"/> Water bottle	<input type="checkbox"/> Sunscreen B	<input type="checkbox"/> Fishing gear
<input type="checkbox"/> Camp shoes D	<input type="checkbox"/> Jacket D	<input type="checkbox"/> Canoe Trek t-shirt D	<input type="checkbox"/> Extra glasses
<input type="checkbox"/> Hat	<input type="checkbox"/> Sunglasses	<input type="checkbox"/> Swimsuit	
<input type="checkbox"/> Pocket knife			

